

Publication date	25/08/2014
Document Nr.	SUPAIR_2014/08_003
Number of page	1/4

SAFETY NOTE

TOPIC : Webbing cut off by the edge of automatic buckle

RATING : LOW

AVERAGE

CRITICAL

Description of the problem :

Unusual wear on strap passing through the female part of the 30mm automatic buckles (mainly used in chest closure) (pictured)



Products concerned :

SUP'AIR harnesses with automatic buckles.

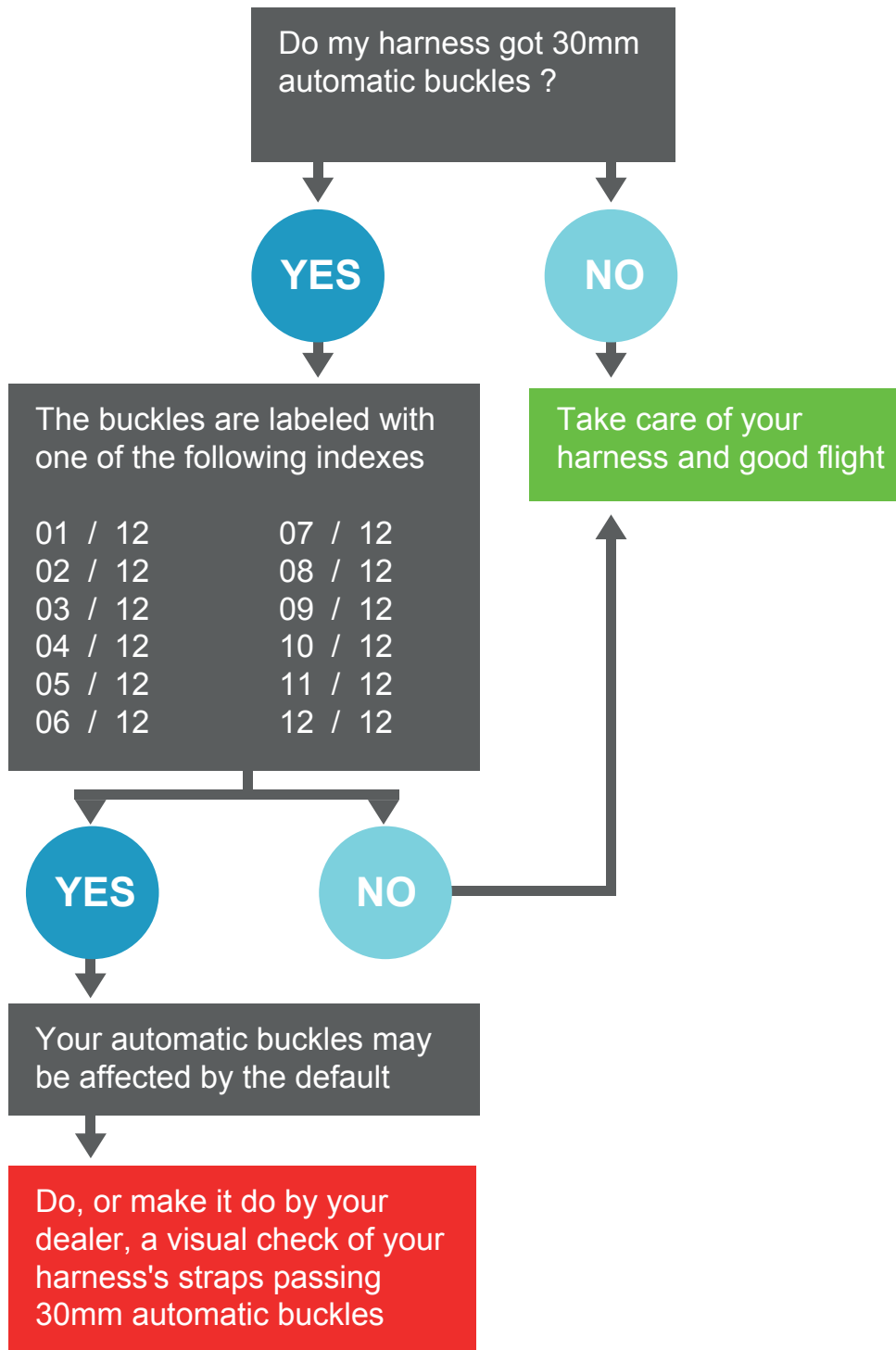
Event / Ascertainment :

Some automatic buckles have sharp protrusions which may cause deterioration of the strap. This problem was solved, without delay following the finding of the problem

Next page ►

Process to follow :

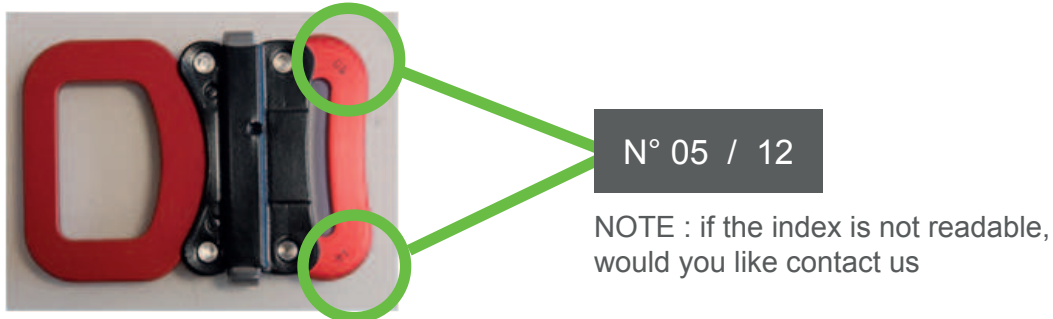
How to identify if my harness is concerned ?



Next page ►

Publication date	25/08/2014
Document Nr.	SUPAIR_2014/08_003
Number of page	3/ 4


Where to find the index on the automatic buckle ?



How to do a visual checking ?

Observe the webbing strap in contact with the automatic buckle.
If you see :

- Fraying of the strap (presence lonely threads)



- A gnawed edge (deformation due to friction)



=> So the harness may be damaged

In case it has none of these symptoms, your harness is not affected by the problem, but do not forget your provided preflight checks !

Next page ►

Publication date	25/08/2014
Document Nr.	SUPAIR_2014/08_003
Nombre of page	4/ 4

Procedure for suspected problem or problem found :

- **Do not fly with the harness affected**
- Take pictures of detected symptoms accompanied by an explanatory note and your contact information (Name, address, phone, email)

addressed by e-mail to the following address : sav@supair.com

A response will be made as soon as possible to decide on the treatment to be given to your harness.

In case a repair would be required, the costs for this repair will be covered by Sup'Air.

Team SUP'AIR

Person able to perform the checking :



REQUIRED TIME FOR CHECKING :

The checking shall be performed immediately

Receivers :



Safety note : SUPAIR_2014/08_003