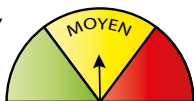




**PRIORITY
STATUS**

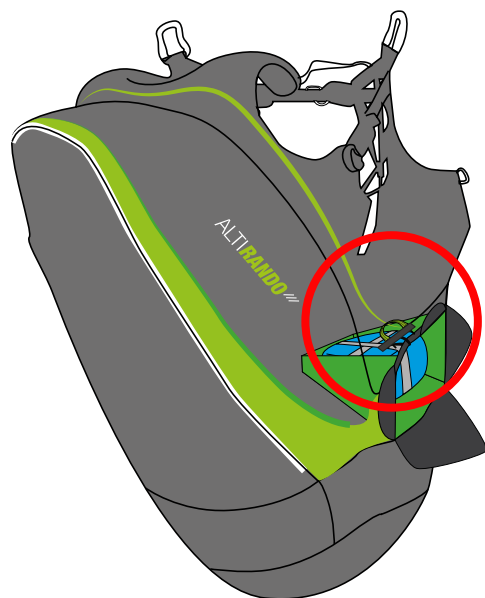


SUBJECT: Reserve parachute rotating inside its pocket.

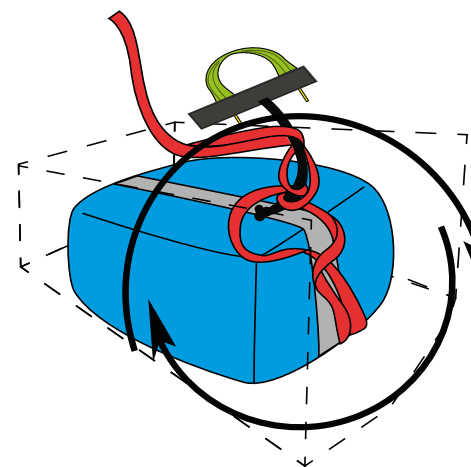
Published date : 28/06/2018

N° document : SUPAIR_2018/06_001

PROBLEM DESCRIPTION



Your reserve parachute size is not adapted to your harness rescue parachute pocket.



If the emergency parachute does not have a snug fit inside the rescue pocket, it could potentially rotate on itself while using the harness. The risers then roll up around the rescue parachute pod handle and prevent a deployment.

1 INSPECTION

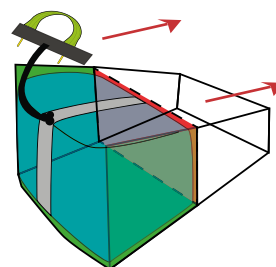
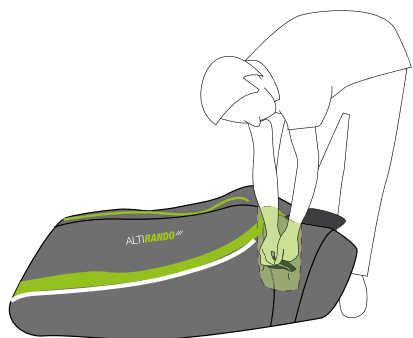
A / There is no play: Your reserve parachute is snug inside your harness reserve parachute pocket and can not rotate on itself. Close the harness's rescue parachute pocket as it was before, and have a nice flight!

B / There is play: follow the necessary procedure **2** to adjust your harness's reserve parachute pocket size.

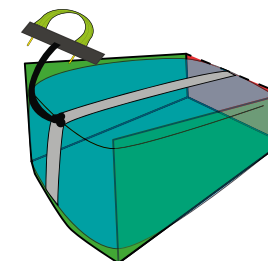


2 ADJUSTMENT

A / Using the pocket sewn partition: Adjust the partition to adjust the depth of the reserve parachute pocket according to your parachute size.



Small reserve
parachute

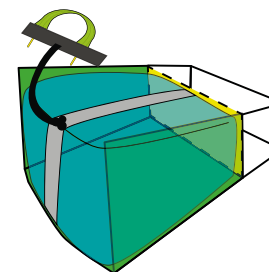
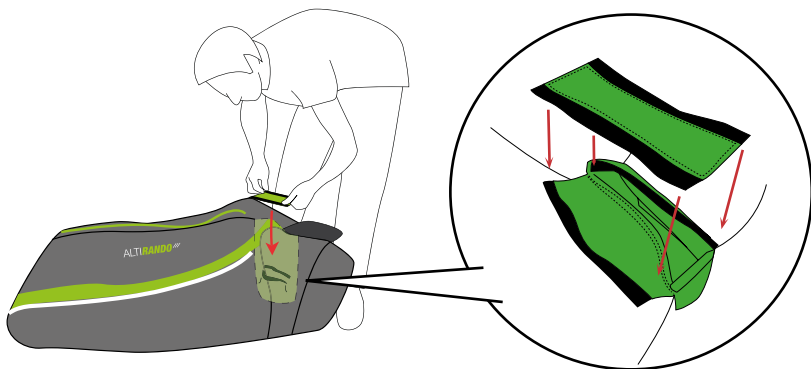


Large reserve
parachute

1 / After adjusting your harness rescue pocket, you notice that your parachute fits it perfectly. Close the harness rescue parachute pocket as it was before, and have a nice flight!

2 / After adjusting your rescue harness pocket, the latter becomes too small: order the partition extension at info@supair.com

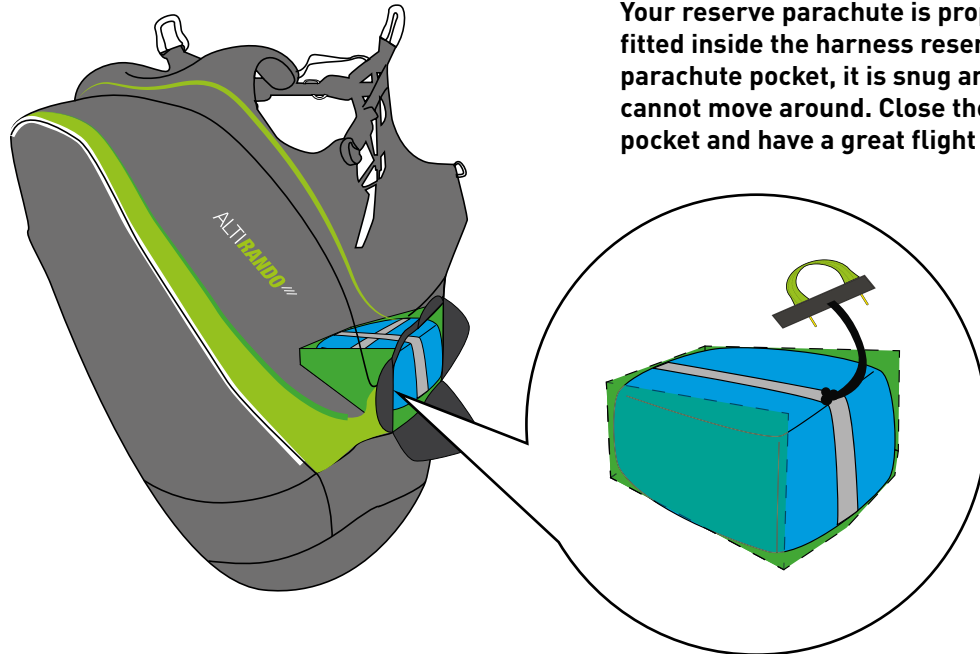
B / Installing the extension : If your reserve parachute extension is not compatible with the original partition (intermediate size): place the extension accordingly using the Velcro® to adjust the pocket depth to fit your reserve parachute size.



Reserve parachute intermediate size



RESERVE PARACHUTE POCKET



Your reserve parachute is properly fitted inside the harness reserve parachute pocket, it is snug and cannot move around. Close the pocket and have a great flight !

	Size	Volume	Pocke	Cloison
SUPAIR X Tralite	S	2,4	Small	Original partition
	M	3,2	Small	Original partition
	L	4,6	Intermediate	Partition extension
SUPAIR Light	S	3,9	Small	Original partition
	M	4,4	Intermediate	Partition extension
	L	5,2	Intermediate	Partition extension
SUPAIR Shine	S	2,8	Small	Original partition
	M	3,7	Small	Original partition
	L	4,8	Intermediate	Partition extension
SUPAIR Fluid	S	4	Small	Original partition
	M	5	Intermédiaire	Cloison et rallonge
	L	6	Big	Without partition
SUPAIR Start	M	6,6	Intermediate	Partition extension
	L	7,4	Big	Without partition

Person able to perform the harness : users, dealers, manufacturers

Delai : The inspection must be done immediately !

Documents recipients : users, dealers, school, associations